



CoRe+ Max

Smart 80A Level 2 charging station for fleet, commercial and industrial applications

The CoRe+ Max charging station is specifically designed for light and medium duty EV fleets with the complementary capability of serving as a public charger.

Key features

Fastest L2 Charger¹

80A chargers with speed up to 19.2 kW

Up to 2.7x faster than a typical (30A) level 2 charging station, with less strain on battery than a DC fast charger.

Long-Term Durability

Get peace of mind with high-end quality build.

The NEMA 4X full aluminum casing makes the CoRe+ Max one of the most robust and durable charging stations available for fleets and workplaces.

Power Management

Save on your electricity costs.

FLO's patented PowerSharing™ and PowerLimiting™ technologies can save you up to 45% per year.²

Smart Station, Smarter Investment

Get the most from your deployment with our network management solutions.

The CoRe+ Max features LTE connectivity enabling multiple features such as proactive monitoring³ and access to a dedicated owner's web portal so you can set pricing, monitor station access and leverage your data for insights and analytics.

Modular Design

The modular design of the CoRe+ Max makes it a sustainable charging station.

Easy, on-site repairs without the need to return station to the factory, maximizing uptime. Optional cascading kit enables serial daisy-chain connection of multiple charging stations.

¹ As permitted under the SAE J1772 standard.

² Based on internal calculations.

³ Requires an active Global Management Services (GMS) license.

Overview

Durable, dependable, and easy to use, the CoRe+ has long been the preferred charging solution for workplaces, condos, apartments, and commercial properties. However, as the EV charging market continues to grow, we understand that the needs of our consumers will continue to grow – that’s why we have developed the fastest level 2 charging station on the market, the CoRe+ Max™.

Fastest L2 Charger

- Maximum power output of up to 19.2 kW (80 amps)
- Charges up to 2.7x faster than a typical level 2 charging station
- 77% of the speed for only 30% of the cost of a 25 kW DC fast charger⁴

Future-proof

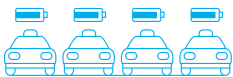
- Compatible with 100% of BEV or PHEV available in North America
- Customizable power levels using an integrated 10-position rotary switch
- Ready to accommodate current and next-generation EVs

Low Total Cost of Ownership

- Install up to 4 CoRe+ Max stations for the cost of one DC Fast Charger⁵
- Fully integrates with the original CoRe+
- FLO stands behind the quality of its products and offers a 1-year limited warranty on the CoRe+ Max

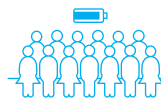
Applications

The CoRe+ Max is the preferred charging solution for a wide variety of applications. The alternative current (AC) will put less stress on your vehicles’ batteries compared to direct current (DC) fast chargers. This helps extend the lifespan of the batteries and ultimately your vehicles.



Fleet

For fleet managers who wish to grow their EV fleets without expanding their electrical infrastructure while maintaining the operational costs at an affordable level.



Workplace

For companies looking to offer an EV charging service to their employees, and looking for a solution that can evolve at the same rate as the demand for the service while maintaining reasonable installation and operation costs.

⁴ Based on FLO assessment of average price of 25 kW DC fast chargers at time of printing.

⁵ Based on internal calculations.

Available configurations

CoRe+ Max



Wall-mounted



Single pedestal



Back-to-back pedestal



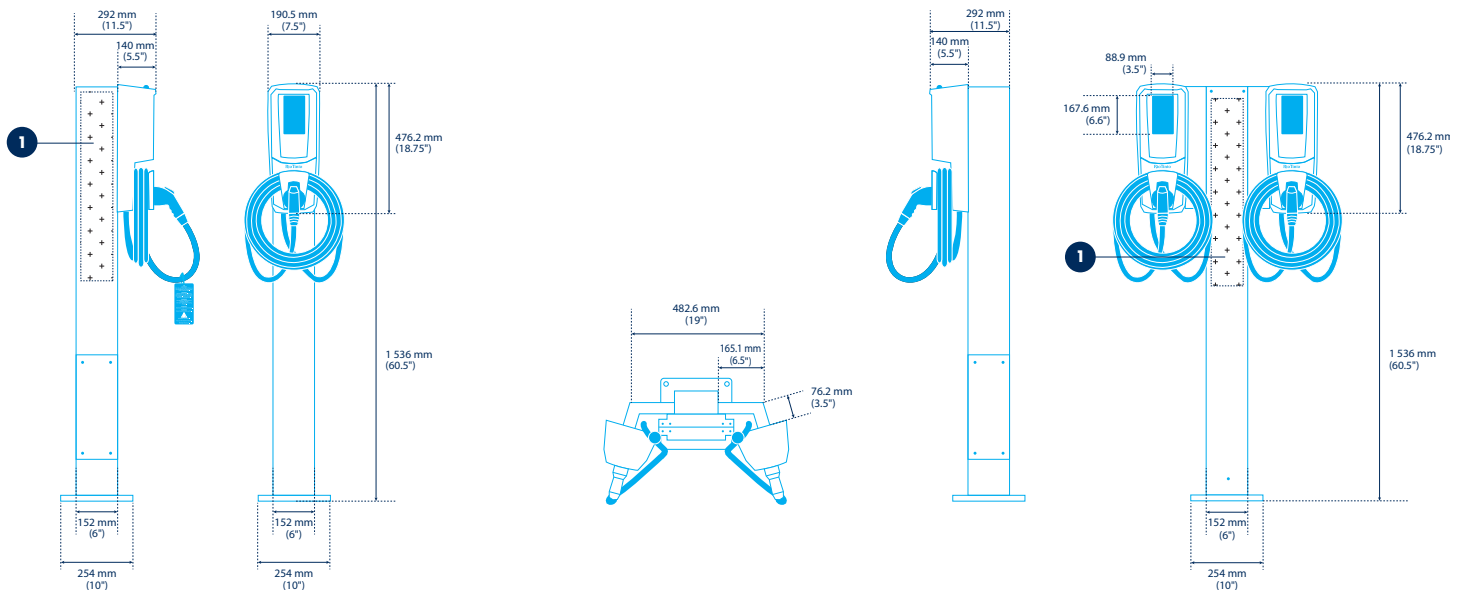
Side-to-side pedestal

Dimensions and customization

Every charging station includes easily customizable branding areas.
The CoRe+ comes in its original colour, which can be modified with your custom signage.

Customizable partner panel area

Dimensions (H x W): 30" (760 mm) x 4.72" (120 mm)



Technical specifications

Product	CoRe+ Max
Aluminum casing	NEMA 4X
Charging connector	SAE J1772
Cable	7.62 m / 25'
Input	208 VAC or 240 VAC for each charging station
Charging power	1.2 kW to 19.2 kW (maximum configurable by software)
Output current	6A to 80A (maximum configurable by software and adjustable via a rotary switch)
Integrated GFCI	20 mA, auto reset (3 attempts at 15-minute intervals)
Frequency	60 Hz
Operating and storage temperature	-40 °C to 50 °C / -40 °F to 122 °F
Weight	Charging station: 9.5 kg / 27 lb Pedestal: 14.5 kg / 32 lb
Humidity	Up to 95% (non-condensing)
Card reader	ISO 14443 A/B, ISO 15693, NFC
Communication interface	ZigBee - IEEE 802.15.4 meshed network
Networking	Cellular – 4G/LTE (gateway is installed separately for optimal performances)
Pending Certifications	CSA- C22.2 No. 280 / UL 2594, CSA C22.2 No 281.1 and 281.2 / UL 2231-1 and 2231-2 Energy Star
EMI compliance	USA - FCC 47 CFR part 15 class A CAN - ICES-003 (A)